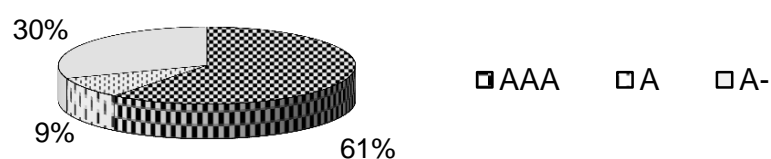


TREASURY MANAGEMENT PERFORMANCE AS AT END OF QUARTER TWO - 2015/16

INVESTMENTS - SECURITY AND LIQUIDITY


Pie chart 1

Spread of investments by long term credit rating



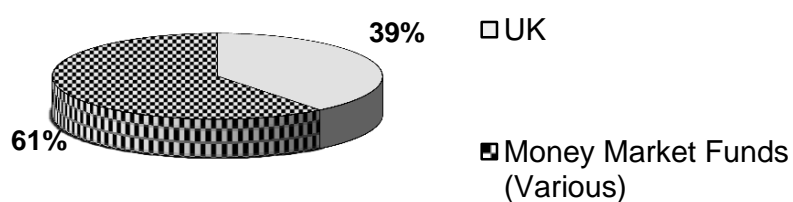
Pie chart 2

Financial Sector invested in



Pie chart 3

Countries where parent company is registered



Pie chart 4

Maturity profile of investments

